



B.J. DUPLEX BOARDS LIMITED


Regd. Office : H. No. 83, 3rd Floor, Chawri Bazar, Delhi-110006

Ph. : 011-42141100, 011-30251171, sbj@anandpulp.com

CIN: L21090DL1995PLC066281


General information about company

| | |
|--|--------------------------|
| Scrip code | 531647 |
| NSE Symbol | |
| MSEI Symbol | |
| ISIN | INE265C01017 |
| Name of the company | B J DUPLEX BOARDS LIMITE |
| Whether company is SME | No |
| Class of Security | Equity Shares |
| Type of report | Quarterly |
| Quarter Ended / Half year ended/Date of Report (For Prelisting / Allotment) | 30-09-2018 |
| Date of allotment / extinguishment (in case Capital Restructuring selected) / Listing Date | |
| Shareholding pattern filed under | Regulation 31 (1) (b) |



DINESH KUMAR YADAV
COMPANY SECRETARY

| Sr. No. | Particular | Yes/No | Promoter and Promoter Group | Public shareholder | Non Promoter- Non Public |
|---------|--|--------|-----------------------------|--------------------|--------------------------|
| 1 | Whether the Listed Entity has issued any partly paid up shares? | No | No | No | No |
| 2 | Whether the Listed Entity has issued any Convertible Securities ? | No | No | No | No |
| 3 | Whether the Listed Entity has issued any Warrants ? | No | No | No | No |
| 4 | Whether the Listed Entity has any shares against which depository receipts are issued? | No | No | No | No |
| 5 | Whether the Listed Entity has any shares in locked-in? | No | No | No | No |
| 6 | Whether any shares held by promoters are pledge or otherwise encumbered? | No | No | | |
| 7 | Whether company has equity shares with differential voting rights? | No | No | No | No |



B. J. DUPLEX BOARD LTD.
SHAREHOLDING PATTERN AS ON 30/09/2018

Table - 1 Summary Statement holding of specified securities

| (A) | Category (I) | Category of Shareholder (II) | No of Shareholders (III) | No of Fully paid Equity Shares Held (IV) | No. of Partly paid Equity Shares Held (V) | No. of Shares underlying Depository Receipts (VI) | Total Nos. Shares Held (VII) = IV+V+VI | Shareholding as a % of Total no of Shares (calculated as per SCRR 1957/VIII as a % of (A+B+C)) | No of Voting Rights held in each class of securities (X) | | | No of shares underlying outstanding convertible securities (including warrants) (XI) | Shareholding as a % assuming full conversion of convertible securities (as a % of diluted equity capital) (XII) = VII+X as a % of (A+B+C) | No. of Locked in Shares (XIII) | No of Shares pledged or otherwise encumbered (XIV) | No of Equity Shares held in Dematerialized form (XV) |
|-----|--------------|--------------------------------|--------------------------|--|---|---|--|--|--|---------|---------|--|---|--------------------------------|--|--|
| | | | | | | | | | Class X | Class Y | Total | | | | | |
| | | | | | | | | | Total as a % of (A+B+C) | | | | | | | |
| | | Promoter & Promoter Group | 34 | 1307320 | 0 | 0 | 1307320 | 25.2300 | 1307320 | 0 | 1307320 | 25.2300 | 0 | 0 | 0 | 0 |
| | | Public | 1863 | 3873880 | 0 | 0 | 3873880 | 74.7660 | 3873880 | 0 | 3873880 | 74.7660 | 0 | 0 | 0 | 0 |
| | | Non Promoter - Non Public | 0 | 0 | 0 | 0 | 0 | 0.0000 | 0 | 0 | 0.0000 | 0 | 0 | 0 | 0 | 0 |
| | | Shares Underlying DRs | 0 | 0 | 0 | 0 | 0 | 0.0000 | 0 | 0 | 0.0000 | 0 | 0 | 0 | 0 | 0 |
| | | Share Held By Employees/Trusts | 0 | 0 | 0 | 0 | 0 | 0.0000 | 0 | 0 | 0.0000 | 0 | 0 | 0 | 0 | 0 |
| | | Total | 0 | 0 | 0 | 0 | 0 | 0.0000 | 0 | 0 | 0.0000 | 0 | 0 | 0 | 0 | 0 |
| | | Total A+B+C+D+E | 34 | 1307320 | 0 | 0 | 1307320 | 25.2300 | 1307320 | 0 | 1307320 | 25.2300 | 0 | 0 | 0 | 0 |
| | | Total A+B+C+D+E | 1897 | 5181200 | 0 | 0 | 5181200 | 100.0000 | 5181200 | 0 | 5181200 | 100.0000 | 0 | 0 | 0 | 155300 |




B.J.DUPLEX BOARD LIMITED
SHAREHOLDING PATTERN AS ON 30/09/2018
Table - II: Statement showing shareholding pattern of the Promoter and Promer Group

| S.No. | Category & Name of the Shareholder (i) | PAN (ii) | No of Shareholders (iii) | No of fully Paid Equity Share Held (iv) | No. Of Partly Paid Shares Held (v) | No. Of shares underlying Depository Receipts (vi) | Total Nos. Shares Held (VII) = (iv)+(v)+(vi) | Shareholding as a % of total no. of Shares (calculated as per SCRR 1957)(VIII) as a % of (A+B+C2) | Class X | Class Y | Total as a % of (A+B+C) | No of shares underlying convertible securities (including warrants) (X) | Shareholding as a % assuming full conversion of convertible securities (as a % of diluted equity capital) (XI)=(i)+(X) as a % of (A+B+C2) | No. (a) of locked in Shares (XII) | As a % of total shares held (b) | No. (a) of Shares pledged or otherwise encumbered (XIII) | As a % of total shares held (b) | No of Equity Shares held in Dematerialized form (XIV) | | | | | | | | | | | | | | | | | | | | | | | | | | | | | | | | | | | | | | | | | | | | | | | | | | | | | | | | | | | | | | | | | | | | | | | | | | | | | | | | | | | | | | | | | | | | | |
|-------|---|----------|--------------------------|---|------------------------------------|---|--|---|---------|---------|-------------------------|---|---|-----------------------------------|---------------------------------|--|---------------------------------|---|--------|------------|--------|---|--------|---|--------|---|--------|---|---|---|---|---|---|---|---|---|---|-----|--------------|---|---|---|---|---|---|---|---|---|---|---|---|---|---|---|---|---|-----|-----------------------------|---|---|---|---|---|---|---|---|---|---|---|---|---|---|---|---|---|-----|-----------|---|---|---|---|---|---|---|---|---|---|---|---|---|---|---|---|---|-----|-------------|---|---|---|---|---|---|---|---|---|---|---|---|---|---|---|
| 1 | Indian | | 29 | 904620 | 0 | 0 | 904620 | 17.4597 | 904620 | 0 | 904620 | 0 | 17.4597 | 0 | 0.0000 | 0 | 0.0000 | 0 | | | | | | | | | | | | | | | | | | | | | | | | | | | | | | | | | | | | | | | | | | | | | | | | | | | | | | | | | | | | | | | | | | | | | | | | | | | | | | | | | | | | | | | | | | | | | |
| | | | | | | | | | 12300 | 0 | 12300 | 0 | 0.2774 | 0 | 0.0000 | 0 | 0.0000 | | | | | | | | | | | | | | | | | | | | | | | | | | | | | | | | | | | | | | | | | | | | | | | | | | | | | | | | | | | | | | | | | | | | | | | | | | | | | | | | | | | | | | | | | | | | | | |
| | | | | | | | | | 16300 | 0 | 16300 | 0 | 0.3146 | 0 | 0.3146 | 0 | 0.0000 | 0 | 0.0000 | 0 | 0.0000 | | | | | | | | | | | | | | | | | | | | | | | | | | | | | | | | | | | | | | | | | | | | | | | | | | | | | | | | | | | | | | | | | | | | | | | | | | | | | | | | | | | | | | | | | | |
| | | | | | | | | | 9600 | 0 | 9600 | 0 | 0.1853 | 0 | 0.1853 | 0 | 0.0000 | 0 | 0.0000 | 0 | 0.0000 | | | | | | | | | | | | | | | | | | | | | | | | | | | | | | | | | | | | | | | | | | | | | | | | | | | | | | | | | | | | | | | | | | | | | | | | | | | | | | | | | | | | | | | | | | |
| | | | | | | | | | 14000 | 0 | 14000 | 0 | 0.2702 | 0 | 0.2702 | 0 | 0.0000 | 0 | 0.0000 | 0 | 0.0000 | | | | | | | | | | | | | | | | | | | | | | | | | | | | | | | | | | | | | | | | | | | | | | | | | | | | | | | | | | | | | | | | | | | | | | | | | | | | | | | | | | | | | | | | | | |
| | | | | | | | | | 1200 | 0 | 1200 | 0 | 0.0232 | 0 | 0.0232 | 0 | 0.0000 | 0 | 0.0000 | 0 | 0.0000 | | | | | | | | | | | | | | | | | | | | | | | | | | | | | | | | | | | | | | | | | | | | | | | | | | | | | | | | | | | | | | | | | | | | | | | | | | | | | | | | | | | | | | | | | | |
| | | | | | | | | | 3700 | 0 | 3700 | 0 | 0.0714 | 0 | 0.0714 | 0 | 0.0000 | 0 | 0.0000 | 0 | 0.0000 | | | | | | | | | | | | | | | | | | | | | | | | | | | | | | | | | | | | | | | | | | | | | | | | | | | | | | | | | | | | | | | | | | | | | | | | | | | | | | | | | | | | | | | | | | |
| | | | | | | | | | 1200 | 0 | 1200 | 0 | 0.0232 | 0 | 0.0232 | 0 | 0.0000 | 0 | 0.0000 | 0 | 0.0000 | | | | | | | | | | | | | | | | | | | | | | | | | | | | | | | | | | | | | | | | | | | | | | | | | | | | | | | | | | | | | | | | | | | | | | | | | | | | | | | | | | | | | | | | | | |
| | | | | | | | | | 9300 | 0 | 9300 | 0 | 0.1795 | 0 | 0.1795 | 0 | 0.0000 | 0 | 0.0000 | 0 | 0.0000 | | | | | | | | | | | | | | | | | | | | | | | | | | | | | | | | | | | | | | | | | | | | | | | | | | | | | | | | | | | | | | | | | | | | | | | | | | | | | | | | | | | | | | | | | | |
| | | | | | | | | | 203900 | 0 | 203900 | 0 | 3.9354 | 0 | 3.9354 | 0 | 0.0724 | 0 | 0.0000 | 0 | 0.0000 | | | | | | | | | | | | | | | | | | | | | | | | | | | | | | | | | | | | | | | | | | | | | | | | | | | | | | | | | | | | | | | | | | | | | | | | | | | | | | | | | | | | | | | | | | |
| | | | | | | | | | 3700 | 0 | 3700 | 0 | 0.0714 | 0 | 0.0714 | 0 | 0.0000 | 0 | 0.0000 | 0 | 0.0000 | | | | | | | | | | | | | | | | | | | | | | | | | | | | | | | | | | | | | | | | | | | | | | | | | | | | | | | | | | | | | | | | | | | | | | | | | | | | | | | | | | | | | | | | | | |
| | | | | | | | | | 193700 | 0 | 193700 | 0 | 3.7385 | 0 | 3.7385 | 0 | 0.0724 | 0 | 0.0000 | 0 | 0.0000 | | | | | | | | | | | | | | | | | | | | | | | | | | | | | | | | | | | | | | | | | | | | | | | | | | | | | | | | | | | | | | | | | | | | | | | | | | | | | | | | | | | | | | | | | | |
| | | | | | | | | | 1200 | 0 | 1200 | 0 | 0.0232 | 0 | 0.0232 | 0 | 0.0000 | 0 | 0.0000 | 0 | 0.0000 | | | | | | | | | | | | | | | | | | | | | | | | | | | | | | | | | | | | | | | | | | | | | | | | | | | | | | | | | | | | | | | | | | | | | | | | | | | | | | | | | | | | | | | | | | |
| | | | | | | | | | 10600 | 0 | 10600 | 0 | 0.2046 | 0 | 0.2046 | 0 | 0.0046 | 0 | 0.0000 | 0 | 0.0000 | | | | | | | | | | | | | | | | | | | | | | | | | | | | | | | | | | | | | | | | | | | | | | | | | | | | | | | | | | | | | | | | | | | | | | | | | | | | | | | | | | | | | | | | | | |
| | | | | | | | | | 12100 | 0 | 12100 | 0 | 0.2335 | 0 | 0.2335 | 0 | 0.0000 | 0 | 0.0000 | 0 | 0.0000 | | | | | | | | | | | | | | | | | | | | | | | | | | | | | | | | | | | | | | | | | | | | | | | | | | | | | | | | | | | | | | | | | | | | | | | | | | | | | | | | | | | | | | | | | | |
| | | | | | | | | | 12100 | 0 | 12100 | 0 | 0.2335 | 0 | 0.2335 | 0 | 0.0000 | 0 | 0.0000 | 0 | 0.0000 | | | | | | | | | | | | | | | | | | | | | | | | | | | | | | | | | | | | | | | | | | | | | | | | | | | | | | | | | | | | | | | | | | | | | | | | | | | | | | | | | | | | | | | | | | |
| | | | | | | | | | 23400 | 0 | 23400 | 0 | 0.4516 | 0 | 0.4516 | 0 | 0.0000 | 0 | 0.0000 | 0 | 0.0000 | | | | | | | | | | | | | | | | | | | | | | | | | | | | | | | | | | | | | | | | | | | | | | | | | | | | | | | | | | | | | | | | | | | | | | | | | | | | | | | | | | | | | | | | | | |
| | | | | | | | | | 56100 | 0 | 56100 | 0 | 1.0828 | 0 | 1.0828 | 0 | 0.0202 | 0 | 0.0000 | 0 | 0.0000 | | | | | | | | | | | | | | | | | | | | | | | | | | | | | | | | | | | | | | | | | | | | | | | | | | | | | | | | | | | | | | | | | | | | | | | | | | | | | | | | | | | | | | | | | | |
| | | | | | | | | | 14000 | 0 | 14000 | 0 | 0.2702 | 0 | 0.2702 | 0 | 0.0000 | 0 | 0.0000 | 0 | 0.0000 | | | | | | | | | | | | | | | | | | | | | | | | | | | | | | | | | | | | | | | | | | | | | | | | | | | | | | | | | | | | | | | | | | | | | | | | | | | | | | | | | | | | | | | | | | |
| | | | | | | | | | 3700 | 0 | 3700 | 0 | 0.0714 | 0 | 0.0714 | 0 | 0.0000 | 0 | 0.0000 | 0 | 0.0000 | | | | | | | | | | | | | | | | | | | | | | | | | | | | | | | | | | | | | | | | | | | | | | | | | | | | | | | | | | | | | | | | | | | | | | | | | | | | | | | | | | | | | | | | | | |
| | | | | | | | | | 36210 | 0 | 36210 | 0 | 0.6988 | 0 | 0.6988 | 0 | 0.0724 | 0 | 0.0000 | 0 | 0.0000 | | | | | | | | | | | | | | | | | | | | | | | | | | | | | | | | | | | | | | | | | | | | | | | | | | | | | | | | | | | | | | | | | | | | | | | | | | | | | | | | | | | | | | | | | | |
| | | | | | | | | | 110700 | 0 | 110700 | 0 | 2.1366 | 0 | 2.1366 | 0 | 0.0724 | 0 | 0.0000 | 0 | 0.0000 | | | | | | | | | | | | | | | | | | | | | | | | | | | | | | | | | | | | | | | | | | | | | | | | | | | | | | | | | | | | | | | | | | | | | | | | | | | | | | | | | | | | | | | | | | |
| | | | | | | | | | 3700 | 0 | 3700 | 0 | 0.0714 | 0 | 0.0714 | 0 | 0.0000 | 0 | 0.0000 | 0 | 0.0000 | | | | | | | | | | | | | | | | | | | | | | | | | | | | | | | | | | | | | | | | | | | | | | | | | | | | | | | | | | | | | | | | | | | | | | | | | | | | | | | | | | | | | | | | | | |
| | | | | | | | | | 2300 | 0 | 2300 | 0 | 0.0444 | 0 | 0.0444 | 0 | 0.0000 | 0 | 0.0000 | 0 | 0.0000 | | | | | | | | | | | | | | | | | | | | | | | | | | | | | | | | | | | | | | | | | | | | | | | | | | | | | | | | | | | | | | | | | | | | | | | | | | | | | | | | | | | | | | | | | | |
| | | | | | | | | | 67010 | 0 | 67010 | 0 | 1.2933 | 0 | 1.2933 | 0 | 0.1327 | 0 | 0.0000 | 0 | 0.0000 | | | | | | | | | | | | | | | | | | | | | | | | | | | | | | | | | | | | | | | | | | | | | | | | | | | | | | | | | | | | | | | | | | | | | | | | | | | | | | | | | | | | | | | | | | |
| | | | | | | | | | 16200 | 0 | 16200 | 0 | 0.3127 | 0 | 0.3127 | 0 | 0.0000 | 0 | 0.0000 | 0 | 0.0000 | | | | | | | | | | | | | | | | | | | | | | | | | | | | | | | | | | | | | | | | | | | | | | | | | | | | | | | | | | | | | | | | | | | | | | | | | | | | | | | | | | | | | | | | | | |
| 9300 | 0 | 9300 | 0 | 0.1795 | 0 | 0.1795 | 0 | 0.0000 | 0 | 0.0000 | 0 | 0.0000 | | | | | | | | | | | | | | | | | | | | | | | | | | | | | | | | | | | | | | | | | | | | | | | | | | | | | | | | | | | | | | | | | | | | | | | | | | | | | | | | | | | | | | | | | | | | | | | | | | | |
| 3700 | 0 | 3700 | 0 | 0.0714 | 0 | 0.0714 | 0 | 0.0000 | 0 | 0.0000 | 0 | 0.0000 | | | | | | | | | | | | | | | | | | | | | | | | | | | | | | | | | | | | | | | | | | | | | | | | | | | | | | | | | | | | | | | | | | | | | | | | | | | | | | | | | | | | | | | | | | | | | | | | | | | |
| 40900 | 0 | 40900 | 0 | 0.7894 | 0 | 0.7894 | 0 | 0.0000 | 0 | 0.0000 | 0 | 0.0000 | | | | | | | | | | | | | | | | | | | | | | | | | | | | | | | | | | | | | | | | | | | | | | | | | | | | | | | | | | | | | | | | | | | | | | | | | | | | | | | | | | | | | | | | | | | | | | | | | | | |
| 48000 | 0 | 48000 | 0 | 0.9264 | 0 | 0.9264 | 0 | 0.0000 | 0 | 0.0000 | 0 | 0.0000 | | | | | | | | | | | | | | | | | | | | | | | | | | | | | | | | | | | | | | | | | | | | | | | | | | | | | | | | | | | | | | | | | | | | | | | | | | | | | | | | | | | | | | | | | | | | | | | | | | | |
| 48000 | 0 | 48000 | 0 | 0.9264 | 0 | 0.9264 | 0 | 0.0000 | 0 | 0.0000 | 0 | 0.0000 | | | | | | | | | | | | | | | | | | | | | | | | | | | | | | | | | | | | | | | | | | | | | | | | | | | | | | | | | | | | | | | | | | | | | | | | | | | | | | | | | | | | | | | | | | | | | | | | | | | |
| 2 | Foreign | | 34 | 1307320 | 0 | 0 | 1307320 | 25.232 | 1307320 | 0 | 1307320 | 0 | 25.232 | 0 | 0 | 0 | 0 | 0 | | | | | | | | | | | | | | | | | | | | | | | | | | | | | | | | | | | | | | | | | | | | | | | | | | | | | | | | | | | | | | | | | | | | | | | | | | | | | | | | | | | | | | | | | | | | | |
| | | | | | | | | | | | | | | | | | | | 34 | 0 | 34 | 0 | 0.0000 | 0 | 0.0000 | 0 | 0.0000 | | | | | | | | | | | | | | | | | | | | | | | | | | | | | | | | | | | | | | | | | | | | | | | | | | | | | | | | | | | | | | | | | | | | | | | | | | | | | | | | | | | | |
| (a) | Individual(Foreign Individual) | | 0 | 0 | 0 | 0 | 0 | 0 | 0 | 0 | 0 | 0 | 0 | 0 | 0 | 0 | 0 | 0 | | | | | | | | | | | | | | | | | | | | | | | | | | | | | | | | | | | | | | | | | | | | | | | | | | | | | | | | | | | | | | | | | | | | | | | | | | | | | | | | | | | | | | | | | | | | | |
| | | | | | | | | | | | | | | | | | | | 0 | 0 | 0 | 0 | 0 | 0 | 0 | 0 | 0 | 0 | 0 | 0 | | | | | | | | | | | | | | | | | | | | | | | | | | | | | | | | | | | | | | | | | | | | | | | | | | | | | | | | | | | | | | | | | | | | | | | | | | | | | | | | | |
| | | | | | | | | | | | | | | | | | | | 0 | 0 | 0 | 0 | 0 | 0 | 0 | 0 | 0 | 0 | 0 | 0 | 0 | 0 | 0 | 0 | 0 | 0 | | | | | | | | | | | | | | | | | | | | | | | | | | | | | | | | | | | | | | | | | | | | | | | | | | | | | | | | | | | | | | | | | | | | | | | | | | | |
| | | | | | | | | | | | | | | | | | | | (b) | Government | | 0 | 0 | 0 | 0 | 0 | 0 | 0 | 0 | 0 | 0 | 0 | 0 | 0 | 0 | 0 | 0 | | | | | | | | | | | | | | | | | | | | | | | | | | | | | | | | | | | | | | | | | | | | | | | | | | | | | | | | | | | | | | | | | | | | | | | | | | |
| | | | | | | | | | | | | | | | | | | | | | | | | | | | | | | | | | | | | | | 0 | 0 | 0 | 0 | 0 | 0 | 0 | 0 | 0 | 0 | 0 | 0 | 0 | 0 | 0 | 0 | | | | | | | | | | | | | | | | | | | | | | | | | | | | | | | | | | | | | | | | | | | | | | | | | | | | | | | | | | |
| | | | | | | | | | | | | | | | | | | | | | | | | | | | | | | | | | | | | | | (c) | Institutions | | 0 | 0 | 0 | 0 | 0 | 0 | 0 | 0 | 0 | 0 | 0 | 0 | 0 | 0 | 0 | 0 | | | | | | | | | | | | | | | | | | | | | | | | | | | | | | | | | | | | | | | | | | | | | | | | | | | | | | | |
| | | | | | | | | | | | | | | | | | | | | | | | | | | | | | | | | | | | | | | | | | | | | | | | | | | | | | | | | | 0 | 0 | 0 | 0 | 0 | 0 | 0 | 0 | 0 | 0 | 0 | 0 | 0 | 0 | 0 | 0 | 0 | | | | | | | | | | | | | | | | | | | | | | | | | | | | | | | | | | | | | | |
| | | | | | | | | | | | | | | | | | | | | | | | | | | | | | | | | | | | | | | | | | | | | | | | | | | | | | | | | | (d) | Foreign Portfolio Investors | | 0 | 0 | 0 | 0 | 0 | 0 | 0 | 0 | 0 | 0 | 0 | 0 | 0 | 0 | 0 | 0 | | | | | | | | | | | | | | | | | | | | | | | | | | | | | | | | | | | | |
| | | | | | | | | | | | | | | | | | | | | | | | | | | | | | | | | | | | | | | | | | | | | | | | | | | | | | | | | | | | | | | | | | | | | | | | | | | | | 0 | 0 | 0 | 0 | 0 | 0 | 0 | 0 | 0 | 0 | 0 | 0 | 0 | 0 | 0 | 0 | | | | | | | | | | | | | | | | | | | | |
| | | | | | | | | | | | | | | | | | | | | | | | | | | | | | | | | | | | | | | | | | | | | | | | | | | | | | | | | | | | | | | | | | | | | | | | | | | | | (e) | Any Other | | 0 | 0 | 0 | 0 | 0 | 0 | 0 | 0 | 0 | 0 | 0 | 0 | 0 | 0 | 0 | 0 | | | | | | | | | | | | | | | | | |
| | | | | | | | | | | | | | | | | | | | | | | | | | | | | | | | | | | | | | | | | | | | | | | | | | | | | | | | | | | | | | | | | | | | | | | | | | | | | | | | | | | | | | | | | | | | | | | | 0 | 0 | 0 | 0 | 0 | 0 | 0 | 0 | 0 | 0 | 0 | 0 | 0 | 0 | 0 | 0 | 0 |
| | | | | | | | | | | | | | | | | | | | | | | | | | | | | | | | | | | | | | | | | | | | | | | | | | | | | | | | | | | | | | | | | | | | | | | | | | | | | | | | | | | | | | | | | | | | | | | | (f) | Subs. Total | | 0 | 0 | 0 | 0 | 0 | 0 | 0 | 0 | 0 | 0 | 0 | 0 | 0 | 0 |
| 0 | 0 | 0 | 0 | 0 | 0 | 0 | 0 | 0 | 0 | 0 | 0 | 0 | 0 | 0 | 0 | 0 | | | | | | | | | | | | | | | | | | | | | | | | | | | | | | | | | | | | | | | | | | | | | | | | | | | | | | | | | | | | | | | | | | | | | | | | | | | | | | | | | | | | | | | | | | | | | | | |
| (g) | Total Shareholding of Promoter and Promoter Group | | 34 | 1307320 | 0 | 0 | 1307320 | 25.232 | 1307320 | 0 | 1307320 | 0 | 25.232 | 0 | 0 | 0 | 0 | 0 | | | | | | | | | | | | | | | | | | | | | | | | | | | | | | | | | | | | | | | | | | | | | | | | | | | | | | | | | | | | | | | | | | | | | | | | | | | | | | | | | | | | | | | | | | | | | |
| | | | | | | | | | | | | | | | | | | | 34 | 0 | 34 | 0 | 0.0000 | 0 | 0.0000 | 0 | 0.0000 | | | | | | | | | | | | | | | | | | | | | | | | | | | | | | | | | | | | | | | | | | | | | | | | | | | | | | | | | | | | | | | | | | | | | | | | | | | | | | | | | | | | |
| | | | | | | | | | | | | | | | | | | | 0 | 0 | 0 | 0 | 0 | 0 | 0 | 0 | 0 | 0 | 0 | 0 | 0 | 0 | 0 | 0 | 0 | | | | | | | | | | | | | | | | | | | | | | | | | | | | | | | | | | | | | | | | | | | | | | | | | | | | | | | | | | | | | | | | | | | | | | | | | | | | |
| | | | | | | | | | | | | | | | | | | | 0 | 0 | 0 | 0 | 0 | 0 | 0 | 0 | 0 | 0 | 0 | 0 | 0 | 0 | 0 | 0 | 0 | | | | | | | | | | | | | | | | | | | | | | | | | | | | | | | | | | | | | | | | | | | | | | | | | | | | | | | | | | | | | | | | | | | | | | | | | | | | |
| | | | | | | | | | | | | | | | | | | | 0 | 0 | 0 | 0 | 0 | 0 | 0 | 0 | 0 | 0 | 0 | 0 | 0 | 0 | 0 | 0 | 0 | | | | | | | | | | | | | | | | | | | | | | | | | | | | | | | | | | | | | | | | | | | | | | | | | | | | | | | | | | | | | | | | | | | | | | | | | | | | |
| | | | | | | | | | | | | | | | | | | | 0 | 0 | 0 | 0 | 0 | 0 | 0 | 0 | 0 | 0 | 0 | 0 | 0 | 0 | 0 | 0 | 0 | | | | | | | | | | | | | | | | | | | | | | | | | | | | | | | | | | | | | | | | | | | | | | | | | | | | | | | | | | | | | | | | | | | | | | | | | | | | |



| S.No. | Category & Name of the Shareholder (I) | PAN (II) | No of Shareholders (III) | No. of Fully Paid Equity Shares (IV) | No. Of Partly Paid Equity Shares (V) | No. Of Shares underlying Depository Receipts (VI) | Total Nos. Shares Held (VII) = (IV+V+VI) | Shareholding as a % of total no of Shares (calculated as per SCRR 1997) (VIII) as a % of (A+B+C) | No of Voting rights held in each class of securities (IX) | | | Total as a % of (A+B+C) | No of shares underlying convertible securities (including warrants) (X) as a % of (A+B+C) | Shareholding as a % assuming full conversion of convertible securities (as a % of diluted equity capital) (XI)=(VII+X) as a % of (A+B+C) | No. of Locked in Shares (XII) | No of Shares pledged or otherwise enumerated (XIII) | No of Equity Shares held in Dematerialized Form (XIV) | |
|-------|---|----------|--------------------------|--------------------------------------|--------------------------------------|---|--|--|---|---------|---------|-------------------------|---|--|-------------------------------|---|---|---------|
| | | | | | | | | | Class X | Class Y | Total | | | | | | | |
| (1) | Institutions | | 0 | 0 | 0 | 0 | 0 | 0.0000 | 0 | 0 | 0 | 0.0000 | 0 | 0 | 0 | 0 | 0 | |
| (2) | Mutual Funds | | 0 | 0 | 0 | 0 | 0 | 0.0000 | 0 | 0 | 0 | 0.0000 | 0 | 0 | 0 | 0 | 0 | |
| (3) | Venture Capital Funds | | 0 | 0 | 0 | 0 | 0 | 0.0000 | 0 | 0 | 0 | 0.0000 | 0 | 0 | 0 | 0 | 0 | |
| (4) | Alternate Investment Funds | | 0 | 0 | 0 | 0 | 0 | 0.0000 | 0 | 0 | 0 | 0.0000 | 0 | 0 | 0 | 0 | 0 | |
| (5) | Foreign Venture Capital Investors | | 0 | 0 | 0 | 0 | 0 | 0.0000 | 0 | 0 | 0 | 0.0000 | 0 | 0 | 0 | 0 | 0 | |
| (6) | Foreign Portfolio Investors | | 0 | 0 | 0 | 0 | 0 | 0.0000 | 0 | 0 | 0 | 0.0000 | 0 | 0 | 0 | 0 | 0 | |
| (7) | Financial Inst/Banks | | 0 | 0 | 0 | 0 | 0 | 0.0000 | 0 | 0 | 0 | 0.0000 | 0 | 0 | 0 | 0 | 0 | |
| (8) | Insurance Companies | | 0 | 0 | 0 | 0 | 0 | 0.0000 | 0 | 0 | 0 | 0.0000 | 0 | 0 | 0 | 0 | 0 | |
| (9) | Provident Fund/ Pension Fund | | 0 | 0 | 0 | 0 | 0 | 0.0000 | 0 | 0 | 0 | 0.0000 | 0 | 0 | 0 | 0 | 0 | |
| (10) | Any other | | 0 | 0 | 0 | 0 | 0 | 0.0000 | 0 | 0 | 0 | 0.0000 | 0 | 0 | 0 | 0 | 0 | |
| (11) | Sub-total (B)(1) | | 0 | 0 | 0 | 0 | 0 | 0.0000 | 0 | 0 | 0 | 0.0000 | 0 | 0 | 0 | 0 | 0 | |
| (12) | General Govt/ State Govt/ President Of India | | 0 | 0 | 0 | 0 | 0 | 0.0000 | 0 | 0 | 0 | 0.0000 | 0 | 0 | 0 | 0 | 0 | |
| (13) | Sub-total (B)(2) | | 0 | 0 | 0 | 0 | 0 | 0.0000 | 0 | 0 | 0 | 0.0000 | 0 | 0 | 0 | 0 | 0 | |
| (14) | Non institutions | | 1815 | 1739710 | 0 | 0 | 1739710 | 33.5774 | 1739710 | 0 | 1739710 | 33.5774 | 0 | 33.5774 | 0 | 0.0000 | 0 | 1739710 |
| (15) | (i) Individual Holding Nom. Val. upto Rs.2 Lakhs | | 22 | 1113350 | 0 | 0 | 1113350 | 21.4883 | 1113350 | 0 | 1113350 | 21.4883 | 0 | 21.4883 | 0 | 0.0000 | 0 | |
| (16) | (ii) Individual Holding Nom. Val. greater than Rs.2 Lakhs | | 97500 | 97500 | 0 | 0 | 97500 | 1.8818 | 97500 | 0 | 97500 | 1.8818 | 0 | 1.8818 | 0 | 0.0000 | 0 | |
| (17) | Charit. Mohan Sharma | | 0 | 97500 | 0 | 0 | 97500 | 1.8818 | 97500 | 0 | 97500 | 1.8818 | 0 | 1.8818 | 0 | 0.0000 | 0 | |
| (18) | Harish Chand Shastri | | 0 | 64110 | 0 | 0 | 64110 | 1.2374 | 64110 | 0 | 64110 | 1.2374 | 0 | 1.2374 | 0 | 0.0000 | 0 | |
| (19) | Jitender Kumar Jain | | 0 | 56600 | 0 | 0 | 56600 | 1.0924 | 56600 | 0 | 56600 | 1.0924 | 0 | 1.0924 | 0 | 0.0000 | 0 | |
| (20) | Neena Jain | | 0 | 61010 | 0 | 0 | 61010 | 1.1775 | 61010 | 0 | 61010 | 1.1775 | 0 | 1.1775 | 0 | 0.0000 | 0 | |
| (21) | Parveen Kumar Jain | | 0 | 53000 | 0 | 0 | 53000 | 1.0229 | 53000 | 0 | 53000 | 1.0229 | 0 | 1.0229 | 0 | 0.0000 | 0 | |
| (22) | R. K. Bapna | | 0 | 53000 | 0 | 0 | 53000 | 1.0229 | 53000 | 0 | 53000 | 1.0229 | 0 | 1.0229 | 0 | 0.0000 | 0 | |
| (23) | Rishabh Goyal | | 0 | 100000 | 0 | 0 | 100000 | 1.9211 | 100000 | 0 | 100000 | 1.9211 | 0 | 1.9211 | 0 | 0.0000 | 0 | |
| (24) | Uttam Chand Jain | | 0 | 59910 | 0 | 0 | 59910 | 1.1563 | 59910 | 0 | 59910 | 1.1563 | 0 | 1.1563 | 0 | 0.0000 | 0 | |
| (25) | Vijay Kumar Jain | | 0 | 66110 | 0 | 0 | 66110 | 1.2760 | 66110 | 0 | 66110 | 1.2760 | 0 | 1.2760 | 0 | 0.0000 | 0 | |
| (26) | Vijay Khandelwal Mohi Rai | | 0 | 66110 | 0 | 0 | 66110 | 1.2760 | 66110 | 0 | 66110 | 1.2760 | 0 | 1.2760 | 0 | 0.0000 | 0 | |
| (27) | Hite Registered Mohi Rai | | 0 | 0 | 0 | 0 | 0 | 0.0000 | 0 | 0 | 0 | 0.0000 | 0 | 0.0000 | 0 | 0.0000 | 0 | |
| (28) | Employees Trust | | 0 | 0 | 0 | 0 | 0 | 0.0000 | 0 | 0 | 0 | 0.0000 | 0 | 0.0000 | 0 | 0.0000 | 0 | |
| (29) | Overseas Depository Holding Drs | | 0 | 0 | 0 | 0 | 0 | 0.0000 | 0 | 0 | 0 | 0.0000 | 0 | 0.0000 | 0 | 0.0000 | 0 | |
| (30) | Any Other | | 17 | 974370 | 0 | 0 | 974370 | 18.8049 | 974370 | 0 | 974370 | 18.8049 | 0 | 18.8049 | 0 | 0.0000 | 0 | |
| (31) | Other - Body Corp | | 0 | 168000 | 0 | 0 | 168000 | 3.2425 | 168000 | 0 | 168000 | 3.2425 | 0 | 3.2425 | 0 | 0.0000 | 0 | |
| (32) | Bhushan Paper & Ltd | | 0 | 214200 | 0 | 0 | 214200 | 4.1342 | 214200 | 0 | 214200 | 4.1342 | 0 | 4.1342 | 0 | 0.0000 | 0 | |
| (33) | Bimal Paper Pvt Ltd | | 0 | 146900 | 0 | 0 | 146900 | 2.8353 | 146900 | 0 | 146900 | 2.8353 | 0 | 2.8353 | 0 | 0.0000 | 0 | |
| (34) | Indira Inveex Ltd | | 0 | 215000 | 0 | 0 | 215000 | 4.1496 | 215000 | 0 | 215000 | 4.1496 | 0 | 4.1496 | 0 | 0.0000 | 0 | |
| (35) | Mazank Papers Pvt Ltd | | 0 | 189920 | 0 | 0 | 189920 | 3.6656 | 189920 | 0 | 189920 | 3.6656 | 0 | 3.6656 | 0 | 0.0000 | 0 | |
| (36) | Nehra Papers Pvt Ltd | | 1 | 400 | 0 | 0 | 400 | 0.0077 | 400 | 0 | 400 | 0.0077 | 0 | 0.0077 | 0 | 0.0000 | 0 | |
| (37) | Other - N.I. - NON - REPAYABLE | | 8 | 46100 | 0 | 0 | 46100 | 0.8898 | 46100 | 0 | 46100 | 0.8898 | 0 | 0.8898 | 0 | 0.0000 | 0 | |
| (38) | Other - Individual Hulf | | 8 | 46100 | 0 | 0 | 46100 | 0.8898 | 46100 | 0 | 46100 | 0.8898 | 0 | 0.8898 | 0 | 0.0000 | 0 | |
| (39) | Sub total (B)(3) | | 1863 | 3873880 | 0 | 0 | 3873880 | 74.7681 | 3873880 | 0 | 3873880 | 74.7681 | 0 | 74.7681 | 0 | 0.0000 | 0 | |
| (40) | Total Public Shareholding | | 1863 | 3873880 | 0 | 0 | 3873880 | 74.7681 | 3873880 | 0 | 3873880 | 74.7681 | 0 | 74.7681 | 0 | 0.0000 | 0 | |



B. J DUPLEX BOARD LIMITED
SHAREHOLDING PATTERN AS ON 30/09/2018
Table - IV: Statement showing shareholding pattern of the Non Promoter - Non Public Shareholder

| S.No | Category & Name of the Shareholder (i) | PAN (iii) | No of Shareholders (ii) | No. of Fully paid Equity Shares Held (iv) | No. Of Partly Paid Equity Shares Held (v) | No. Of Shares underlying Depository Receipts (vi) | Total No. of Shares Held (vii) = (iv+v+vi) | Shareholding % as a % of (A+B+C2) | No of Voting Rights held in each class of securities (ix) | | | Total as a % of (A+B+C) | No of shares underlying convertible securities (including warrants) (x) | Shareholding as a % assuming full conversion of convertible securities (including warrants) as a % of (A+B+C3) | No. of Locked in Shares (xii) | As a % of total shares held (b) | No. of Shares pledged or otherwise encumbered (xiii) | As a % of total shares held (b) | No of Equity Shares held in Demat form (xiv) |
|------|--|-----------|-------------------------|---|---|---|--|-----------------------------------|---|---------|-------|-------------------------|---|--|-------------------------------|---------------------------------|--|---------------------------------|--|
| | | | | | | | | | Class X | Class Y | Total | | | | | | | | |
| (1) | Category/Non Holder | | | | | | | | | | | | | | | | | | |
| (2) | Employees Benefit Trust (under SEBI Based employees benefit Regulation 2014) | | | | | | | | | | | | | | | | | | |
| (3) | names | | | | | | | | | | | | | | | | | | |
| (4) | names | | | | | | | | | | | | | | | | | | |
| | Total Non-Promoter Non Public Shareholding, C = C1+C2 | | | | | | | | | | | | | | | | | | |

