


Introductory sub-table (I)(a)

SCRIP CODE : 531647		SCRIP NAME : B.J. DUPLEX BOARDS LTD		SCRIP TYPE :- EQUITY	
QUARTER ENDED: JUNE 30, 2014					
Partly paid-up shares:-		No. of partly paid-up shares	As a % of total no. of partly paid-up shares	As a % of total no. of shares of the company	
Held by promoter/promoter group	0	0.00	0		
Held by public	0	0.00	0.0000		
Total	0	0.00	0.0000		
Outstanding convertible securities:-		No. of outstanding securities	As a % of total no. of outstanding convertible securities	As a % of total no. of shares of the company, assuming full conversion of the convertible securities	
Held by promoter/promoter group	0	0	0		
Held by public	0	0	0		
Total	0	0	0		
Warrants:-		No. of warrants	As a % of total no. of warrants	As a % of total no. of shares of the company, assuming full conversion of warrants	
Held by promoter/promoter group	0	0	0		
Held by public	0	0	0		
Total	0	0	0		
Total paid-up capital of the company, assuming full conversion of warrants and convertible securities		5181200	N.A.	100	

For B.J. Duplex Boards Ltd.



Satya Bhushan Jain
(Whole Time Director)

DIN No. 00106272

Address: 54, New Rajdhani Enclave, Delhi - 110 092

Statement Showing Shareholding Pattern Table I)(a)								
SCRIP CODE:531647			SCRIP NAME :B.J. DUPLEX BOARDS LTD.			SCRIP TYPE :- EQUITY		
STATEMENT SHOWING SHAREHOLDING PATTERN AS ON JUNE 30, 2014								
Category ry code	Category of Shareholder	Number of Shareholders	Total number of shares	Number of shares held in dematerialized form	Total shareholding as a percentage of total number of shares		Shares Pledged or otherwise encumbered	
					As a percentage of(A+B) ¹	As a percentage of (A+B+C)	Number of shares	As a percentage
(I)	(II)	(III)	(IV)	(V)	(VI)	(VII)	(VIII)	(IX)= (VIII)/(IV)*100
(A)	Shareholding of Promoter and Promoter Group ²							
1	Indian							
(a)	Individuals/ Hindu Undivided Family	87	1467230	0	0.00	0.00	0	0.00
(b)	Central Government/ State Government(s)	0	0	0	0.00	0.00		0.00
(c)	Bodies Corporate	6	523900	0	10.11	10.11		0.00
(d)	Financial Institutions/ Banks	0	0	0	0.00	0.00		0.00
(e)	Any Others(Specify)							
(e-i)	Directors & their Relatives	0	0	0	0.00	0.00		0.00
(e-ii)	Societies/Partnership firms				0.00	0.00		0.00
	Sub Total(A)(1)	93	1991130	0	38.43	38.43	0	0.00
2	Foreign							
(a)	Individuals (Non-Residents Individuals/ Foreign Individuals)	0	0	0	0.00	0.00		0.00
(b)	Bodies Corporate	0	0	0	0.00	0.00		0.00
(c)	Institutions	0	0	0	0.00	0.00		0.00
(d)	Qualified Foreign Investor	0	0	0	0.00	0.00		0.00
(e)	Any Others(Specify)	0	0	0	0.00	0.00		0.00
(e-i)	Directors & their Relatives	0	0	0	0.00	0.00		0.00
(e-ii)	Societies/Partnership firms	0	0	0	0.00	0	0	0
	Sub Total(A)(2)	0	0		0.00			
	Total Shareholding of Promoter and Promoter Group (A)= (A)(1)+(A)(2)	93	1991130	0	38.43	38.43	0	0.00
(B)	Public shareholding							
1	Institutions							
(a)	Mutual Funds/ UTI	0	0	0	0.00	0.00	0	0.00
(b)	Financial Institutions/ Banks	0	0	0	0.00	0.00	0	0.00
(c)	Central Government/ State Government(s)	0	0	0	0.00	0.00	0	0.00
(d)	Venture Capital Funds	0	0	0	0.00	0.00	0	0.00
(e)	Insurance Companies	0	0	0	0.00	0.00	0	0.00
(f)	Foreign Institutional Investors	0	0	0	0.00	0.00	0	0.00
(g)	Foreign Venture Capital Investors	0	0	0	0.00	0.00	0	0.00
(h)	Qualified Foreign Investor	0	0	0	0.00	0.00	0	0.00
(i)	Any Other (specify)	0	0	0	0.00	0.00	0	0.00
(i-i)	Foreign Institutional Investors	0	0	0	0.00	0.00	0	0.00
(i-ii)	Foreign Mutual Funds	0	0	0	0.00	0.00	0	0.00
(i-iii)	Banks/Financial Institutions	0	0	0	0.00	0.00	0	0.00
	Sub-Total (B)(1)	0	0	0	0.00	0.00	0	0.00
B (2)	Non-institutions							
(a)	Bodies Corporate	8	784920	9700	15.15	15.15	0	0.00
(b)	Individuals							
I	Individuals -i. Individual shareholders holding nominal share capital up to Rs 1 lakh	1760	1248800	125300	24.10	24.10	0	0.00
II	ii. Individual shareholders holding nominal share capital in excess of Rs. 1 lakh	50	1155950	20900	22.31	22.31		
(c)	Qualified Foreign Investor	0	0	0	0.00	0.00	0	0.00
(d)	Any Other (specify)	0	0	0	0.00	0.00	0	0.00
(d-i)	Directors & their Relatives	0	0	0	0	0.00	0	0.00
(d-ii)	Societies/Partnership firms	0	0	0	0	0.00	0	0.00
(d-iii)	Non-Resident Individual	1	400	400	0.01	0.01		
	Sub-Total (B)(2)	1819	3190070	156300	61.57	61.57	0	0.00
(B)	Total Public Shareholding (B)= (B)(1)+(B)(2)	1819	3190070	156300	61.57	61.57	0	0.00
	TOTAL (A)+(B)	1912	5181200	156300	100.00	100.00	0	0.00
(C)	Shares held by Custodians and against which Depository Receipts have been issued							
1	Promoter and Promoter Group	0	0	0	0.00	0.00	0	0.00
2	Public	0	0	0	0.00	0.00	0	0.00
	Sub-Total (C)	0	0	0	0.00	0.00	0	0.00
	GRAND TOTAL (A)+(B)+(C)	1912	5181200	156300	100.00	100.00	0	0.00

For B.J. Duplex Boards Ltd.

Satya Bhushan Jain
(Whole Time Director)

DIN No. 00106272

Address: 54, New Rajdhani Enclave, Delhi - 110 092

(I)(b) Statement showing holding of securities (including shares, warrants, convertible securities) of persons belonging to the category "Promoter and Promoter Group"

SCRIP CODE: SCRIP NAME : B.J. DUPLEX BOARDS LTD.

SCRIP TYPE :- EQUITY

Sr. No.	Name of the shareholder	Details of Shares held		Encumbered shares (*)			Details of warrants		Details of convertible securities		Total shares (including underlying shares assuming full conversion of warrants and convertible securities) as a % of diluted share capital
		Number of shares held	As a % of grand total (A)+(B)+(C)	No. of shares	As a percentage	As a % of grand total (A)+(B)+(C) of sub-clause (I)(a)	Number of warrants held	As a % total number of warrants of the same class	Number of convertible securities held	As a % total number of convertible securities of the same class	
(I)	(II)	(III)	(IV)	(V)	(VI)=(V)/(III)*100	(VII)	(VIII)	(IX)	(X)	(XI)	(XII)
1	Pankaj Jain	203900	3.94%	-	-	-	-	-	-	-	3.94%
2	Piyush Jain	193700	3.74%	-	-	-	-	-	-	-	3.74%
3	Bhushan Papers Ltd	168000	3.24%	-	-	-	-	-	-	-	3.24%
4	Nirman Secure Ltd	160000	3.09%	-	-	-	-	-	-	-	3.09%
5	A T M Credit in Ltd	135000	2.61%	-	-	-	-	-	-	-	2.61%
6	JAIN SAPNA	110700	2.14%	-	-	-	-	-	-	-	2.14%
7	Shastri Harish Chand	97500	1.88%	-	-	-	-	-	-	-	1.88%
8	SHARMA CHANDER MOHAN	97500	1.88%	-	-	-	-	-	-	-	1.88%
9	JAIN SATYA BHUSHAN	67010	1.29%	-	-	-	-	-	-	-	1.29%
10	JAIN RAM NARAIN	58100	1.08%	-	-	-	-	-	-	-	1.08%
11	LTD. DARSHANI ENTERP	55000	1.06%	-	-	-	-	-	-	-	1.06%
12	PUTHAWALA ATIQ M	50000	0.97%	-	-	-	-	-	-	-	0.97%
13	PUTHAWALA ASSIM S	50000	0.97%	-	-	-	-	-	-	-	0.97%
14	HUF LAL CHAND JAIN	48000	0.93%	-	-	-	-	-	-	-	0.93%
15	BANDHU VISHWA	40900	0.79%	-	-	-	-	-	-	-	0.79%
16	CHAUDHARY KAPIL	37400	0.72%	-	-	-	-	-	-	-	0.72%
17	JAIN SANTOSH	36210	0.70%	-	-	-	-	-	-	-	0.70%
18	CHAUDHARY GAUTAM	31200	0.60%	-	-	-	-	-	-	-	0.60%
19	KALRA RAJINDER	23400	0.45%	-	-	-	-	-	-	-	0.45%
20	KALRA RAJ KUMAR	23400	0.45%	-	-	-	-	-	-	-	0.45%
21	SALUJA ANJU	16300	0.31%	-	-	-	-	-	-	-	0.31%
22	SHARMA SHASHI	16200	0.31%	-	-	-	-	-	-	-	0.31%
23	JAIN MUKESH	16000	0.31%	-	-	-	-	-	-	-	0.31%
24	SRIVASTAVA R.B	15800	0.30%	-	-	-	-	-	-	-	0.30%
25	JAIN BINDU	14000	0.27%	-	-	-	-	-	-	-	0.27%
26	SHARMA S C	14000	0.27%	-	-	-	-	-	-	-	0.27%
27	SALUJA ANJU	13700	0.26%	-	-	-	-	-	-	-	0.26%
28	JAIN ANITA	12300	0.24%	-	-	-	-	-	-	-	0.24%
29	JAIN RAHUL	12100	0.23%	-	-	-	-	-	-	-	0.23%
30	JAIN PRATIBHA	11600	0.22%	-	-	-	-	-	-	-	0.22%
31	JAIN PREMVATI	10600	0.20%	-	-	-	-	-	-	-	0.20%
32	JAIN MADHU	10000	0.19%	-	-	-	-	-	-	-	0.19%
33	JAIN ASHOK	9600	0.19%	-	-	-	-	-	-	-	0.19%
34	GUPTA LALIT	9300	0.18%	-	-	-	-	-	-	-	0.18%
35	ARORA KAILASH	9300	0.18%	-	-	-	-	-	-	-	0.18%
36	JAIN SRICHAND	9300	0.18%	-	-	-	-	-	-	-	0.18%
37	SHARMA SHASHI	9000	0.17%	-	-	-	-	-	-	-	0.17%
38	KOCHAR J K	9000	0.17%	-	-	-	-	-	-	-	0.17%
39	SHARMA SUBHASH	5500	0.11%	-	-	-	-	-	-	-	0.11%
40	LTD M/S S J PACKAGIN	4700	0.09%	-	-	-	-	-	-	-	0.09%
41	BAJORIA REKHA	4000	0.08%	-	-	-	-	-	-	-	0.08%
42	JAIN SUMAT CHAND	4000	0.08%	-	-	-	-	-	-	-	0.08%
43	JAIN PARDUMAN KR	3700	0.07%	-	-	-	-	-	-	-	0.07%
44	JAIN DEEPA	3700	0.07%	-	-	-	-	-	-	-	0.07%
45	JAIN SANJAY	3700	0.07%	-	-	-	-	-	-	-	0.07%
46	JAIN SAROJ	3700	0.07%	-	-	-	-	-	-	-	0.07%
47	JAIN VIKAS	3700	0.07%	-	-	-	-	-	-	-	0.07%
48	JAIN MUKESH	3000	0.06%	-	-	-	-	-	-	-	0.06%
49	JAIN POONAM	3000	0.06%	-	-	-	-	-	-	-	0.06%
50	JAIN SUBASH CHAND	2300	0.04%	-	-	-	-	-	-	-	0.04%
51	JAIN ALKA	2300	0.04%	-	-	-	-	-	-	-	0.04%
52	JAIN SATISH KUMAR	2300	0.04%	-	-	-	-	-	-	-	0.04%
53	JAIN SUBHASH CHAND	2300	0.04%	-	-	-	-	-	-	-	0.04%
54	GUPTA GIRDHAR GOPAL	1200	0.02%	-	-	-	-	-	-	-	0.02%
55	GUPTA MADHU	1200	0.02%	-	-	-	-	-	-	-	0.02%
56	BHASIN DHRUV	1200	0.02%	-	-	-	-	-	-	-	0.02%
57	BHASIN BALRAM	1200	0.02%	-	-	-	-	-	-	-	0.02%
58	BHASIN POONAM	1200	0.02%	-	-	-	-	-	-	-	0.02%
59	BINDAL DALIP KUMAR	1200	0.02%	-	-	-	-	-	-	-	0.02%
60	BINDAL RAJ KUMAR	1200	0.02%	-	-	-	-	-	-	-	0.02%
61	LTD. S J SERVICES	1200	0.02%	-	-	-	-	-	-	-	0.02%
62	JAIN SATISH KUMAR	1100	0.02%	-	-	-	-	-	-	-	0.02%
63	JAIN S K	1100	0.02%	-	-	-	-	-	-	-	0.02%
64	GUPTA AMIT	1100	0.02%	-	-	-	-	-	-	-	0.02%
65	GUPTA SACHIN	1100	0.02%	-	-	-	-	-	-	-	0.02%
66	GUPTA SACHIN	1100	0.02%	-	-	-	-	-	-	-	0.02%
67	SACHIN	1100	0.02%	-	-	-	-	-	-	-	0.02%



68	GUPTA AMIT	1100	0.02%	-	-	-	-	-	-	-	0.02%
69	GUPTA AMIT	1100	0.02%	-	-	-	-	-	-	-	0.02%
70	GOPAL GIRDHAR	1100	0.02%	-	-	-	-	-	-	-	0.02%
71	SHARMA RAJENDER PRAS	1100	0.02%	-	-	-	-	-	-	-	0.02%
72	JAIN PRADEEP KUMAR	900	0.02%	-	-	-	-	-	-	-	0.02%
73	JAIN UMA	900	0.02%	-	-	-	-	-	-	-	0.02%
74	JAIN ANIL KUMAR	900	0.02%	-	-	-	-	-	-	-	0.02%
75	SINGH GOPAL	900	0.02%	-	-	-	-	-	-	-	0.02%
76	JAIN MAHAVIR PRASAD	900	0.02%	-	-	-	-	-	-	-	0.02%
77	JAIN SUNIL	900	0.02%	-	-	-	-	-	-	-	0.02%
78	JAIN DEEPAK	900	0.02%	-	-	-	-	-	-	-	0.02%
79	SINGHAL PANKAJ	900	0.02%	-	-	-	-	-	-	-	0.02%
80	JAIN MUKESH	900	0.02%	-	-	-	-	-	-	-	0.02%
81	SONI BASUDEO	900	0.02%	-	-	-	-	-	-	-	0.02%
82	RATHOR MAHESH KUMAR	700	0.01%	-	-	-	-	-	-	-	0.01%
83	MITTAL MADAN	700	0.01%	-	-	-	-	-	-	-	0.01%
84	BANSAL VEENA	700	0.01%	-	-	-	-	-	-	-	0.01%
85	TANEJA BALDEV RAJ	600	0.01%	-	-	-	-	-	-	-	0.01%
86	TANEJA SWARN	600	0.01%	-	-	-	-	-	-	-	0.01%
87	REETA	600	0.01%	-	-	-	-	-	-	-	0.01%
88	TYAGI DHARMPAL	600	0.01%	-	-	-	-	-	-	-	0.01%
89	JAIN SAMEER	600	0.01%	-	-	-	-	-	-	-	0.01%
90	MITTAL DEEPAK	500	0.01%	-	-	-	-	-	-	-	0.01%
91	MITTAL GAJANAND	500	0.01%	-	-	-	-	-	-	-	0.01%
92	MODALA RAMA PRASAD	500	0.01%	-	-	-	-	-	-	-	0.01%
93	JAIN KAILASH CHAND	10	0.00%	-	-	-	-	-	-	-	0.00%
		1991130	38.43%	-	-	-	-	-	-	-	38.43%

For B.J. Duplex Boards Ltd.

Satya Bhushan Jain
(Whole Time Director)
DIN No. 00106272

Address: 54, New Rajdhani Enclave, Delhi / 110 092

(l)(c)(i) Statement showing holding of securities (including shares, warrants, convertible securities) of persons belonging to the category "Public" and holding more than 1% of the total number of shares

SCRIP CODE:		SCRIP NAME :B.J. DUPLEX BOARDS LTD.		SCRIP TYPE :- EQUITY				
Sr. No.	Name of the shareholder	Number of shares held	Shares as a percentage of total number of shares (i.e., Grand Total (A)+(B)+(C) indicated in Statement at para (I)(a) above}	Details of warrants		Details of convertible securities		Total shares (including underlying shares assuming full conversion of warrants and convertible securities) as a % of diluted share capital
				Number of warrants held	As a % total number of warrants of the same class	Number of convertible securities held	% w.r.t total number of convertible securities of the same class	
1	MAYANK PAPERS P LTD.	215000	4.15%	-	-	-	-	4.15%
2	BIMAL PAPERS P LTD.	214200	4.13%	-	-	-	-	4.13%
3	NEENA PAPERS P LTD.	189920	3.67%	-	-	-	-	3.67%
4	JITENDRA IMPEX LTD.	146900	2.84%	-	-	-	-	2.84%
5	JAIN VINAY KUMAR	66110	1.28%	-	-	-	-	1.28%
6	JAIN JITENDER KUMAR	64110	1.24%	-	-	-	-	1.24%
7	JAIN PARVEEN KUMAR	61010	1.18%	-	-	-	-	1.18%
8	JAIN UTTAM CHAND	59910	1.16%	-	-	-	-	1.16%
9	JAIN NEENA	56600	1.09%	-	-	-	-	1.09%
10	GOEL RISHIKESH	100000	1.93%	-	-	-	-	1.93%
11	BAJORIA R K	53000	1.02%	-	-	-	-	1.02%
TOTAL		1226760	23.68%	-	-	-	-	23.68%

For B.J. Duplex Boards Ltd.

Satya Bhushan Jain
(Whole Time Director)

DIN No. 00106272

Address: 54, New Rajdhani Enclave, Delhi - 110 092

(l)(c)(ii) Statement showing holding of securities (including shares, warrants, convertible securities) of persons (together with PAC) belonging to the category "Public" and holding more than 5% of the total number of shares of the company

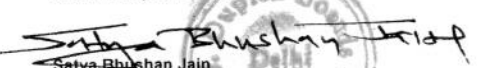
SCRIP CODE:

SCRIP NAME : B.J. DUPLEX BOARDS LTD.

SCRIP TYPE :- EQUITY

Sr. No.	Name(s) of the shareholder(s) and the Persons Acting in Concert (PAC) with them	Number of shares	Shares as a percentage of total number of shares {i.e., Grand Total (A)+(B)+(C) indicated in Statement at para (l)(a) above}	Details of warrants		Details of convertible securities		Total shares (including underlying shares assuming full conversion of warrants and convertible securities) as a % of diluted share capital
				Number of warrants	As a % total number of warrants of the same class	Number of convertible securities held	% w.r.t total number of convertible securities of the same class	
1	N.A	0	N.A	0	0	0	0	0
TOTAL	N.A	0	N.A	0	0	0	0	0

For B.J. Duplex Boards Ltd.


Satya Bhushan Jain
(Whole Time Director)
DIN No. 00106272

Address: 54, New Rajdhani Enclave, Delhi - 110 092

(l)(d) Statement showing details of locked-in shares

SCRIP CODE:

SCRIP NAME : B.J. DUPLEX BOARDS LTD.

SCRIP TYPE :- EQUITY

Sr. No.	Name of the shareholder	Number of locked-in shares	Locked-in shares as a percentage of total number of shares {i.e., Grand Total (A)+(B)+(C) indicated in Statement at para (l)(a) above}
1	N.A	N.A	N.A
TOTAL N.A		N.A	N.A

For B.J. Duplex Boards Ltd.


Satya Bhushan Jain

(Whole Time Director)

DIN No. 00106272

Address: 54, New Rajdhani Enclave, Delhi - 110 092

Sr. No.	Type of outstanding DR (ADRs, GDRs, SDRs, etc.)	Number of outstanding DRs	Number of shares underlying outstanding DRs	Shares underlying outstanding DRs as a percentage of total number of shares {i.e., Grand Total (A)+(B)+(C) indicated in Statement at para (I)(a) above}
1	N.A	N.A	N.A	N.A
TOTAL	N.A	N.A	N.A	N.A

For B.J. Duplex Boards Ltd.

Satya Bhushan Jain
(Whole Time Director)


DIN No. 00106272

Address: 54, New Rajdhani Enclave,
Delhi - 110 092

(II)(b) Statement showing holding of Depository Receipts (DRs), where underlying shares held by "promoter/promoter group" are in excess of 1% of the total number of shares

SCRIP CODE:		SCRIP NAME : B.J. DUPLEX BOARDS LTD.		SCRIP TYPE :- EQUITY
Sr. No.	Name of the DR Holder	Type of outstanding DR (ADRs, GDRs, SDRs, etc.)	Number of shares underlying outstanding DRs	Shares underlying outstanding DRs as a percentage of total number of shares {i.e., Grand Total (A)+(B)+(C) indicated in Statement at para (I)(a) above}
1	N.A	N.A	N.A	N.A
TOTAL	N.A	N.A	N.A	N.A

For B.J. Duplex Boards Ltd.


Satya Bhushan Jain
(Whole Time Director)

DIN No. 00106272

Address: 54, New Rajdhani Enclave, Delhi - 110 092