


Introductory sub-table (I)(a)

| SCRIP CODE : 531647 | | SCRIP NAME : B.J. DUPLEX BOARDS LTD | | SCRIP TYPE :- EQUITY | |
|--|--------------|-------------------------------------|---|--|--|
| QUARTER ENDED: SEPTEMBER 30, 2013 | | | | | |
| Partly paid-up shares:- | | No. of partly paid-up shares | As a % of total no. of partly paid-up shares | As a % of total no. of shares of the company | |
| Held by promoter/promoter group | | 0 | 0.00 | 0 | |
| Held by public | | 0 | 0.00 | 0.0000 | |
| | Total | 0 | 0.00 | 0.0000 | |
| Outstanding convertible securities:- | | No. of outstanding securities | As a % of total no. of outstanding convertible securities | As a % of total no. of shares of the company, assuming full conversion of the convertible securities | |
| Held by promoter/promoter group | | 0 | 0 | 0 | |
| Held by public | | 0 | 0 | 0 | |
| | Total | 0 | 0 | 0 | |
| Warrants:- | | No. of warrants | As a % of total no. of warrants | As a % of total no. of shares of the company, assuming full conversion of warrants | |
| Held by promoter/promoter group | | 0 | 0 | 0 | |
| Held by public | | 0 | 0 | 0 | |
| | Total | 0 | 0 | 0 | |
| Total paid-up capital of the company, assuming full conversion of warrants and convertible securities | | 5181200 | N.A. | 100 | |

For B.J. Duplex Boards Ltd.



Satya Bhushan Jain
(Whole Time Director)

DIN No. 00106272

Address: 54, New Rajdhani Enclave, Delhi - 110 092

Statement Showing Shareholding Pattern Table (I)(a)

SCRIP CODE:531647

SCRIP NAME :B.J. DUPLEX BOARDS LTD.

SCRIP TYPE :- EQUITY

STATEMENT SHOWING SHAREHOLDING PATTERN AS ON SEPTEMBER 30, 2013

| Category code | Category of Shareholder | Number of Shareholders | Total number of shares | Number of shares held in dematerialized form | Total shareholding as a percentage of total number of shares | | Shares Pledged or otherwise encumbered | |
|---------------|--|------------------------|------------------------|--|--|----------------------------|--|-----------------------|
| | | | | | As a percentage of (A+B) ¹ | As a percentage of (A+B+C) | Number of shares | As a percentage |
| (I) | (II) | (III) | (IV) | (V) | (VI) | (VII) | (VIII) | (IX)= (VIII)/(IV)*100 |
| (A) | Shareholding of Promoter and Promoter Group ² | | | | | | | |
| 1 | Indian | | | | | | | |
| (a) | Individuals/ Hindu Undivided Family | 87 | 1467230 | 0 | 0.00 | 0.00 | 0 | 0.00 |
| (b) | Central Government/ State Government(s) | 0 | 0 | 0 | 0.00 | 0.00 | 0 | 0.00 |
| (c) | Bodies Corporate | 6 | 523900 | 0 | 10.11 | 10.11 | 0 | 0.00 |
| (d) | Financial Institutions/ Banks | 0 | 0 | 0 | 0.00 | 0.00 | 0 | 0.00 |
| (e) | Any Others(Specify) | | | | | | | |
| (e-i) | Directors & their Relatives | 0 | 0 | 0 | 0.00 | 0.00 | 0 | 0.00 |
| (e-ii) | Societies/Partnership firms | 0 | 0 | 0 | 0.00 | 0.00 | 0 | 0.00 |
| | Sub Total(A)(1) | 93 | 1991130 | 0 | 38.43 | 38.43 | 0 | 0.00 |
| 2 | Foreign | | | | | | | |
| (a) | Individuals (Non-Residents Individuals/ Foreign Individuals) | 0 | 0 | 0 | 0.00 | 0.00 | 0 | 0.00 |
| (b) | Bodies Corporate | 0 | 0 | 0 | 0.00 | 0.00 | 0 | 0.00 |
| (c) | Institutions | 0 | 0 | 0 | 0.00 | 0.00 | 0 | 0.00 |
| (d) | Qualified Foreign Investor | 0 | 0 | 0 | 0.00 | 0.00 | 0 | 0.00 |
| (e) | Any Others(Specify) | 0 | 0 | 0 | 0.00 | 0.00 | 0 | 0.00 |
| (e-i) | Directors & their Relatives | 0 | 0 | 0 | 0.00 | 0.00 | 0 | 0.00 |
| (e-ii) | Societies/Partnership firms | 0 | 0 | 0 | 0.00 | 0.00 | 0 | 0.00 |
| | Sub Total(A)(2) | 0 | 0 | 0 | 0.00 | 0.00 | 0 | 0.00 |
| | Total Shareholding of Promoter and Promoter Group (A)= (A)(1)+(A)(2) | 93 | 1991130 | 0 | 38.43 | 38.43 | 0 | 0.00 |
| (B) | Public shareholding | | | | | | | |
| 1 | Institutions | | | | | | | |
| (a) | Mutual Funds/ UTI | 0 | 0 | 0 | 0.00 | 0.00 | 0 | 0.00 |
| (b) | Financial Institutions/ Banks | 0 | 0 | 0 | 0.00 | 0.00 | 0 | 0.00 |
| (c) | Central Government/ State Government(s) | 0 | 0 | 0 | 0.00 | 0.00 | 0 | 0.00 |
| (d) | Venture Capital Funds | 0 | 0 | 0 | 0.00 | 0.00 | 0 | 0.00 |
| (e) | Insurance Companies | 0 | 0 | 0 | 0.00 | 0.00 | 0 | 0.00 |
| (f) | Foreign Institutional Investors | 0 | 0 | 0 | 0.00 | 0.00 | 0 | 0.00 |
| (g) | Foreign Venture Capital Investors | 0 | 0 | 0 | 0.00 | 0.00 | 0 | 0.00 |
| (h) | Qualified Foreign Investor | 0 | 0 | 0 | 0.00 | 0.00 | 0 | 0.00 |
| (i) | Any Other (specify) | 0 | 0 | 0 | 0.00 | 0.00 | 0 | 0.00 |
| (i-i) | Foreign Institutional Investors | 0 | 0 | 0 | 0.00 | 0.00 | 0 | 0.00 |
| (i-ii) | Foreign Mutual Funds | 0 | 0 | 0 | 0.00 | 0.00 | 0 | 0.00 |
| (i-iii) | Banks/Financial Institutions | 0 | 0 | 0 | 0.00 | 0.00 | 0 | 0.00 |
| | Sub-Total (B)(1) | 0 | 0 | 0 | 0.00 | 0.00 | 0 | 0.00 |
| B (2) | Non-institutions | | | | | | | |
| (a) | Bodies Corporate | 8 | 784920 | 9700 | 15.15 | 15.15 | 0 | 0.00 |
| (b) | Individuals | | | | | | | |
| I | i. Individual shareholders holding nominal share capital up to Rs 1 lakh | 1760 | 1248800 | 125300 | 24.10 | 24.10 | 0 | 0.00 |
| II | ii. Individual shareholders holding nominal share capital in excess of Rs. 1 lakh. | 50 | 1155950 | 20900 | 22.31 | 22.31 | 0 | 0.00 |
| (c) | Qualified Foreign Investor | 0 | 0 | 0 | 0.00 | 0.00 | 0 | 0.00 |
| (d) | Any Other (specify) | 0 | 0 | 0 | 0.00 | 0.00 | 0 | 0.00 |
| (d-i) | Directors & their Relatives | 0 | 0 | 0 | 0.00 | 0.00 | 0 | 0.00 |
| (d-ii) | Societies/Partnership firms | 0 | 0 | 0 | 0.00 | 0.00 | 0 | 0.00 |
| (d-iii) | Non-Resident Individual | 1 | 400 | 400 | 0.01 | 0.01 | 0 | 0.00 |
| | Sub-Total (B)(2) | 1819 | 3190070 | 156300 | 61.57 | 61.57 | 0 | 0.00 |
| (B) | Total Public Shareholding (B)= (B)(1)+(B)(2) | 1819 | 3190070 | 156300 | 61.57 | 61.57 | 0 | 0.00 |
| | TOTAL (A)+(B) | 1912 | 5181200 | 156300 | 100.00 | 100.00 | 0 | 0.00 |
| (C) | Shares held by Custodians and against which Depository Receipts have been issued | | | | | | | |
| 1 | Promoter and Promoter Group | 0 | 0 | 0 | 0.00 | 0.00 | 0 | 0.00 |
| 2 | Public | 0 | 0 | 0 | 0.00 | 0.00 | 0 | 0.00 |
| | Sub-Total (C) | 0 | 0 | 0 | 0.00 | 0.00 | 0 | 0.00 |
| | GRAND TOTAL (A)+(B)+(C) | 1912 | 5181200 | 156300 | 100.00 | 100.00 | 0 | 0.00 |

For B.J. Duplex Boards Ltd.

Satya Bhushan Jain
(Whole Time Director)

DIN No. 00106272

Address: 54, New Rajdhani Enclave, Delhi - 110 092

(I)(b) Statement showing holding of securities (including shares, warrants, convertible securities) of persons belonging to the category "Promoter and Promoter Group"

| SCRIP CODE: | | SCRIP NAME : B.J. DUPLEX BOARDS LTD. | | | | | SCRIP TYPE :- EQUITY | | | | |
|-------------|-------------------------|--------------------------------------|---------------------------------------|-----------------------|--------------------|--|-------------------------|---|---------------------------------------|---|--|
| Sr. No. | Name of the shareholder | Details of Shares held | | Encumbered shares (*) | | | Details of warrants | | Details of convertible securities | | Total shares (including underlying shares assuming full conversion of warrants and convertible securities) as a % of diluted share capital |
| | | Number of shares held | As a % of grand total (A) +(B) +(C) | No. of shares | As a percentage | As a % of grand total (A)+(B)+(C) of sub-clause (I)(a) | Number of warrants held | As a % total number of warrants of the same class | Number of convertible securities held | As a % total number of convertible securities of the same class | |
| (I) | (II) | (III) | (IV) | (V) | (VI)=(V)/(III)*100 | (VII) | (VIII) | (IX) | (X) | (XI) | (XII) |
| 1 | Pankaj jain | 203900 | 3.94% | - | - | - | - | - | - | - | 3.94% |
| 2 | Piyush jain | 193700 | 3.74% | - | - | - | - | - | - | - | 3.74% |
| 3 | Bhushan Papers Ltd | 168000 | 3.24% | - | - | - | - | - | - | - | 3.24% |
| 4 | Nirman Secure Ltd | 160000 | 3.09% | - | - | - | - | - | - | - | 3.09% |
| 5 | A T M Credit in Ltd | 135000 | 2.61% | - | - | - | - | - | - | - | 2.61% |
| 6 | JAIN SAPNA | 110700 | 2.14% | - | - | - | - | - | - | - | 2.14% |
| 7 | Shastri Harish Chand | 97500 | 1.88% | - | - | - | - | - | - | - | 1.88% |
| 8 | SHARMA CHANDER MOHAN | 97500 | 1.88% | - | - | - | - | - | - | - | 1.88% |
| 9 | JAIN SATYA BHUSHAN | 67010 | 1.29% | - | - | - | - | - | - | - | 1.29% |
| 10 | JAIN RAM NARAIN | 56100 | 1.08% | - | - | - | - | - | - | - | 1.08% |
| 11 | LTD DARSHANI ENTERP | 55000 | 1.06% | - | - | - | - | - | - | - | 1.06% |
| 12 | PUTHAWALA ATIQ M | 50000 | 0.97% | - | - | - | - | - | - | - | 0.97% |
| 13 | PUTHAWALA ASSIM S | 50000 | 0.97% | - | - | - | - | - | - | - | 0.97% |
| 14 | HUF LAL CHAND JAIN | 48000 | 0.93% | - | - | - | - | - | - | - | 0.93% |
| 15 | BANDHU VISHWA | 40900 | 0.79% | - | - | - | - | - | - | - | 0.79% |
| 16 | CHAUDHARY KAPIL | 37400 | 0.72% | - | - | - | - | - | - | - | 0.72% |
| 17 | JAIN SANTOSH | 36210 | 0.70% | - | - | - | - | - | - | - | 0.70% |
| 18 | CHAUDHARY GAUTAM | 31200 | 0.60% | - | - | - | - | - | - | - | 0.60% |
| 19 | KALRA RAJINDER | 23400 | 0.45% | - | - | - | - | - | - | - | 0.45% |
| 20 | KALRA RAJ KUMAR | 23400 | 0.45% | - | - | - | - | - | - | - | 0.45% |
| 21 | SALUJA ANJU | 16300 | 0.31% | - | - | - | - | - | - | - | 0.31% |
| 22 | SHARMA SHASHI | 16200 | 0.31% | - | - | - | - | - | - | - | 0.31% |
| 23 | JAIN MUKESH | 16000 | 0.31% | - | - | - | - | - | - | - | 0.31% |
| 24 | SRIVASTAVA R B | 15800 | 0.30% | - | - | - | - | - | - | - | 0.30% |
| 25 | JAIN BINDU | 14000 | 0.27% | - | - | - | - | - | - | - | 0.27% |
| 26 | SHARMA S C | 14000 | 0.27% | - | - | - | - | - | - | - | 0.27% |
| 27 | SALUJA ANJU | 13700 | 0.26% | - | - | - | - | - | - | - | 0.26% |
| 28 | JAIN ANITA | 12300 | 0.24% | - | - | - | - | - | - | - | 0.24% |
| 29 | JAIN RAHUL | 12100 | 0.23% | - | - | - | - | - | - | - | 0.23% |
| 30 | JAIN PRATIBHA | 11600 | 0.22% | - | - | - | - | - | - | - | 0.22% |
| 31 | JAIN PREMVATI | 10600 | 0.20% | - | - | - | - | - | - | - | 0.20% |
| 32 | JAIN MADHU | 10000 | 0.19% | - | - | - | - | - | - | - | 0.19% |
| 33 | JAIN ASHOK | 9600 | 0.19% | - | - | - | - | - | - | - | 0.19% |
| 34 | GUPTA LALIT | 9300 | 0.18% | - | - | - | - | - | - | - | 0.18% |
| 35 | ARORA KAILASH | 9300 | 0.18% | - | - | - | - | - | - | - | 0.18% |
| 36 | JAIN SRICHAND | 9300 | 0.18% | - | - | - | - | - | - | - | 0.18% |
| 37 | SHARMA SHASHI | 9000 | 0.17% | - | - | - | - | - | - | - | 0.17% |
| 38 | KOCHAR J K | 9000 | 0.17% | - | - | - | - | - | - | - | 0.17% |
| 39 | SHARMA SUBHASH | 5500 | 0.11% | - | - | - | - | - | - | - | 0.11% |
| 40 | LTD M/S S J PACKAGIN | 4700 | 0.09% | - | - | - | - | - | - | - | 0.09% |
| 41 | BAJORIA REKHA | 4000 | 0.08% | - | - | - | - | - | - | - | 0.08% |
| 42 | JAIN SUMAT CHAND | 4000 | 0.08% | - | - | - | - | - | - | - | 0.08% |
| 43 | JAIN PARDUMAN KR | 3700 | 0.07% | - | - | - | - | - | - | - | 0.07% |
| 44 | JAIN DEEPA | 3700 | 0.07% | - | - | - | - | - | - | - | 0.07% |
| 45 | JAIN SANJAY | 3700 | 0.07% | - | - | - | - | - | - | - | 0.07% |
| 46 | JAIN SAROJ | 3700 | 0.07% | - | - | - | - | - | - | - | 0.07% |
| 47 | JAIN VIKAS | 3700 | 0.07% | - | - | - | - | - | - | - | 0.07% |
| 48 | JAIN MUKESH | 3000 | 0.06% | - | - | - | - | - | - | - | 0.06% |
| 49 | JAIN POONAM | 3000 | 0.06% | - | - | - | - | - | - | - | 0.06% |
| 50 | JAIN SUBASH CHAND | 2300 | 0.04% | - | - | - | - | - | - | - | 0.04% |
| 51 | JAIN ALKA | 2300 | 0.04% | - | - | - | - | - | - | - | 0.04% |
| 52 | JAIN SATISH KUMAR | 2300 | 0.04% | - | - | - | - | - | - | - | 0.04% |
| 53 | JAIN SUBHASH CHAND | 2300 | 0.04% | - | - | - | - | - | - | - | 0.04% |
| 54 | GUPTA GIRDHAR GOPAL | 1200 | 0.02% | - | - | - | - | - | - | - | 0.02% |
| 55 | GUPTA MADHU | 1200 | 0.02% | - | - | - | - | - | - | - | 0.02% |
| 56 | BHASIN DHRUV | 1200 | 0.02% | - | - | - | - | - | - | - | 0.02% |
| 57 | BHASIN BALRAM | 1200 | 0.02% | - | - | - | - | - | - | - | 0.02% |
| 58 | BHASIN POONAM | 1200 | 0.02% | - | - | - | - | - | - | - | 0.02% |
| 59 | BINDAL DALIP KUMAR | 1200 | 0.02% | - | - | - | - | - | - | - | 0.02% |
| 60 | BINDAL RAJ KUMAR | 1200 | 0.02% | - | - | - | - | - | - | - | 0.02% |
| 61 | LTD S J SERVICES | 1200 | 0.02% | - | - | - | - | - | - | - | 0.02% |
| 62 | JAIN SATISH KUMAR | 1100 | 0.02% | - | - | - | - | - | - | - | 0.02% |
| 63 | JAIN S K | 1100 | 0.02% | - | - | - | - | - | - | - | 0.02% |
| 64 | GUPTA AMIT | 1100 | 0.02% | - | - | - | - | - | - | - | 0.02% |
| 65 | GUPTA SACHIN | 1100 | 0.02% | - | - | - | - | - | - | - | 0.02% |
| 66 | GUPTA SACHIN | 1100 | 0.02% | - | - | - | - | - | - | - | 0.02% |
| 67 | SACHIN | 1100 | 0.02% | - | - | - | - | - | - | - | 0.02% |
| 68 | GUPTA AMIT | 1100 | 0.02% | - | - | - | - | - | - | - | 0.02% |
| 69 | GUPTA AMIT | 1100 | 0.02% | - | - | - | - | - | - | - | 0.02% |



| | | | | | | | | | | | | |
|----|----------------------|---------|--------|---|---|---|---|---|---|---|---|--------|
| 70 | GOPAL GIRDHAR | 1100 | 0.02% | - | - | - | - | - | - | - | - | 0.02% |
| 71 | SHARMA RAJENDER PRAS | 1100 | 0.02% | - | - | - | - | - | - | - | - | 0.02% |
| 72 | JAIN PRADEEP KUMAR | 900 | 0.02% | - | - | - | - | - | - | - | - | 0.02% |
| 73 | JAIN UMA | 900 | 0.02% | - | - | - | - | - | - | - | - | 0.02% |
| 74 | JAIN ANIL KUMAR | 900 | 0.02% | - | - | - | - | - | - | - | - | 0.02% |
| 75 | SINGH GOPAL | 900 | 0.02% | - | - | - | - | - | - | - | - | 0.02% |
| 76 | JAIN MAHAVIR PRASAD | 900 | 0.02% | - | - | - | - | - | - | - | - | 0.02% |
| 77 | JAIN SUNIL | 900 | 0.02% | - | - | - | - | - | - | - | - | 0.02% |
| 78 | JAIN DEEPAK | 900 | 0.02% | - | - | - | - | - | - | - | - | 0.02% |
| 79 | SINGHAL PANKAJ | 900 | 0.02% | - | - | - | - | - | - | - | - | 0.02% |
| 80 | JAIN MUKESH | 900 | 0.02% | - | - | - | - | - | - | - | - | 0.02% |
| 81 | SONI BASUDEO | 900 | 0.02% | - | - | - | - | - | - | - | - | 0.02% |
| 82 | RATHOR MAHESH KUMAR | 700 | 0.01% | - | - | - | - | - | - | - | - | 0.01% |
| 83 | MITTAL MADAN | 700 | 0.01% | - | - | - | - | - | - | - | - | 0.01% |
| 84 | BANSAL VEENA | 700 | 0.01% | - | - | - | - | - | - | - | - | 0.01% |
| 85 | TANEJA BALDEV RAJ | 600 | 0.01% | - | - | - | - | - | - | - | - | 0.01% |
| 86 | TANEJA SWARN | 600 | 0.01% | - | - | - | - | - | - | - | - | 0.01% |
| 87 | REETA | 600 | 0.01% | - | - | - | - | - | - | - | - | 0.01% |
| 88 | TYAGI DHARMPAL | 600 | 0.01% | - | - | - | - | - | - | - | - | 0.01% |
| 89 | JAIN SAMEER | 600 | 0.01% | - | - | - | - | - | - | - | - | 0.01% |
| 90 | MITTAL DEEPAK | 500 | 0.01% | - | - | - | - | - | - | - | - | 0.01% |
| 91 | MITTAL GAJANAND | 500 | 0.01% | - | - | - | - | - | - | - | - | 0.01% |
| 92 | MODALA RAMA PRASAD | 500 | 0.01% | - | - | - | - | - | - | - | - | 0.01% |
| 93 | JAIN KAILASH CHAND | 10 | 0.00% | - | - | - | - | - | - | - | - | 0.00% |
| | | 1991130 | 38.43% | - | - | - | - | - | - | - | - | 38.43% |

For B. J. Duplex Boards Ltd.

Satya Brushan Jain
(Whole Time Director)
DIN No. 00106272


Address: 54, New Rajdhani Enclave, Delhi - 110 092

(I)(c)(i) Statement showing holding of securities (including shares, warrants, convertible securities) of persons belonging to the category "Public" and holding more than 1% of the total number of shares

SCRIP CODE: _____ SCRIP NAME :B.J. DUPLEX BOARDS LTD. SCRIP TYPE :- EQUITY

| Sr. No. | Name of the shareholder | Number of shares held | Shares as a percentage of total number of shares (i.e., Grand Total (A)+(B)+(C) indicated in Statement at para (I)(a) above} | Details of warrants | | Details of convertible securities | | Total shares (including underlying shares assuming full conversion of warrants and convertible securities) as a % of diluted share capital |
|--------------|-------------------------|-----------------------|--|-------------------------|---|---------------------------------------|--|--|
| | | | | Number of warrants held | As a % total number of warrants of the same class | Number of convertible securities held | % w.r.t total number of convertible securities of the same class | |
| 1 | MAYANK PAPERS P LTD. | 215000 | 4.15% | - | - | - | - | 4.15% |
| 2 | BIMAL PAPERS P LTD. | 214200 | 4.13% | - | - | - | - | 4.13% |
| 3 | NEENA PAPERS P LTD. | 189920 | 3.67% | - | - | - | - | 3.67% |
| 4 | JITENDRA IMPEX LTD. | 146900 | 2.84% | - | - | - | - | 2.84% |
| 5 | JAIN VINAY KUMAR | 66110 | 1.28% | - | - | - | - | 1.28% |
| 6 | JAIN JITENDER KUMAR | 64110 | 1.24% | - | - | - | - | 1.24% |
| 7 | JAIN PARVEEN KUMAR | 61010 | 1.18% | - | - | - | - | 1.18% |
| 8 | JAIN UTTAM CHAND | 59910 | 1.16% | - | - | - | - | 1.16% |
| 9 | JAIN NEENA | 56600 | 1.09% | - | - | - | - | 1.09% |
| 10 | GOEL RISHIKESH | 100000 | 1.93% | - | - | - | - | 1.93% |
| 11 | BAJORIA R K | 53000 | 1.02% | - | - | - | - | 1.02% |
| TOTAL | | 1226760 | 23.68% | - | - | - | - | 23.68% |

For B.J. Duplex Boards Ltd.


Satya Bhushan Jain
(Whole Time Director)
DIN No. 00106272

Address: 54, New Rajdhani Enclave, Delhi - 110 092

(l)(c)(ii) Statement showing holding of securities (including shares, warrants, convertible securities) of persons (together with PAC) belonging to the category "Public" and holding more than 5% of the total number of shares of the company

| SCRIP CODE: | | SCRIP NAME : B.J. DUPLEX BOARDS LTD. | | | SCRIP TYPE :- EQUITY | | | |
|--------------|---|--------------------------------------|--|---------------------|---|---------------------------------------|--|--|
| Sr. No. | Name(s) of the shareholder(s) and the Persons Acting in Concert (PAC) with them | Number of shares | Shares as a percentage of total number of shares {i.e., Grand Total (A)+(B)+(C) indicated in Statement at para (l)(a) above} | Details of warrants | | Details of convertible securities | | Total shares (including underlying shares assuming full conversion of warrants and convertible securities) as a % of diluted share capital |
| | | | | Number of warrants | As a % total number of warrants of the same class | Number of convertible securities held | % w.r.t total number of convertible securities of the same class | |
| 1 | N.A | 0 | N.A | 0 | 0 | 0 | 0 | 0 |
| TOTAL | N.A | 0 | N.A | 0 | 0 | 0 | 0 | 0 |

For B.J. Duplex Boards Ltd.


 Satya Brushan Jain
 (Whole Time Director)
 DIN No. 00106272
 Address: 54, New Rajdhani Enclave, Delhi - 110 092

(l)(d) Statement showing details of locked-in shares


SCRIP CODE: .

SCRIP NAME :B.J. DUPLEX BOARDS LTD.

SCRIP TYPE :- EQUITY

| Sr. No. | Name of the shareholder | Number of locked-in shares | Locked-in shares as a percentage of total number of shares {i.e., Grand Total (A)+(B)+(C) indicated in Statement at para (l)(a) above} |
|-----------|-------------------------|----------------------------|--|
| 1 | N.A | N.A | N.A |
| TOTAL N.A | | N.A | N.A |

For B.J. Duplex Boards Ltd.


Satya Bhushan Jain
(Whole Time Director)

DIN No. 00106272

Address: 54, New Rajdhani Enclave, Delhi - 110 092

| Sr. No. | Type of outstanding DR (ADRs, GDRs, SDRs, etc.) | Number of outstanding DRs | Number of shares underlying outstanding DRs | Shares underlying outstanding DRs as a percentage of total number of shares {i.e., Grand Total (A)+(B)+(C) indicated in Statement at para (l)(a) above} |
|---------|--|------------------------------|--|--|
| 1 | N.A | N.A | N.A | N.A |
| TOTAL | N.A | N.A | N.A | N.A |

For B.J. Duplex Boards Ltd.


Satya Bhushan Jain

(Whole Time Director)


DIN No. 00106272

Address: 54, New Rajdhani Enclave,
Delhi - 110 092

(II)(b) Statement showing holding of Depository Receipts (DRs), where underlying shares held by "promoter/promoter group" are in excess of 1% of the total number of shares

| SCRIP CODE: | | SCRIP NAME : B.J. DUPLEX BOARDS LTD. | | SCRIP TYPE :- EQUITY | |
|-------------|-----------------------|---|---|---|--|
| Sr. No. | Name of the DR Holder | Type of outstanding DR (ADRs, GDRs, SDRs, etc.) | Number of shares underlying outstanding DRs | Shares underlying outstanding DRs as a percentage of total number of shares {i.e., Grand Total (A)+(B)+(C) indicated in Statement at para (I)(a) above} | |
| 1 | N.A | N.A | N.A | N.A | |
| TOTAL | N.A | N.A | N.A | N.A | |

For B.J. Duplex Boards Ltd.


Satya Bhushan Jain
(Whole Time Director)

DIN No. 00106272

Address: 54, New Rajdhani Enclave, Delhi - 110 092